


SOCIology 201:
Social Research Design



14. Mid-term review


Key concept is:
MEASUREMENT



Total = 29 slides

Errors in Inquiry

- Inaccurate observations
- Overgeneralization
- Selective observation
- Deduced information
- Illogical reasoning
- Ego-involvement in understanding



Foundations of Social Science

✓ Regularities

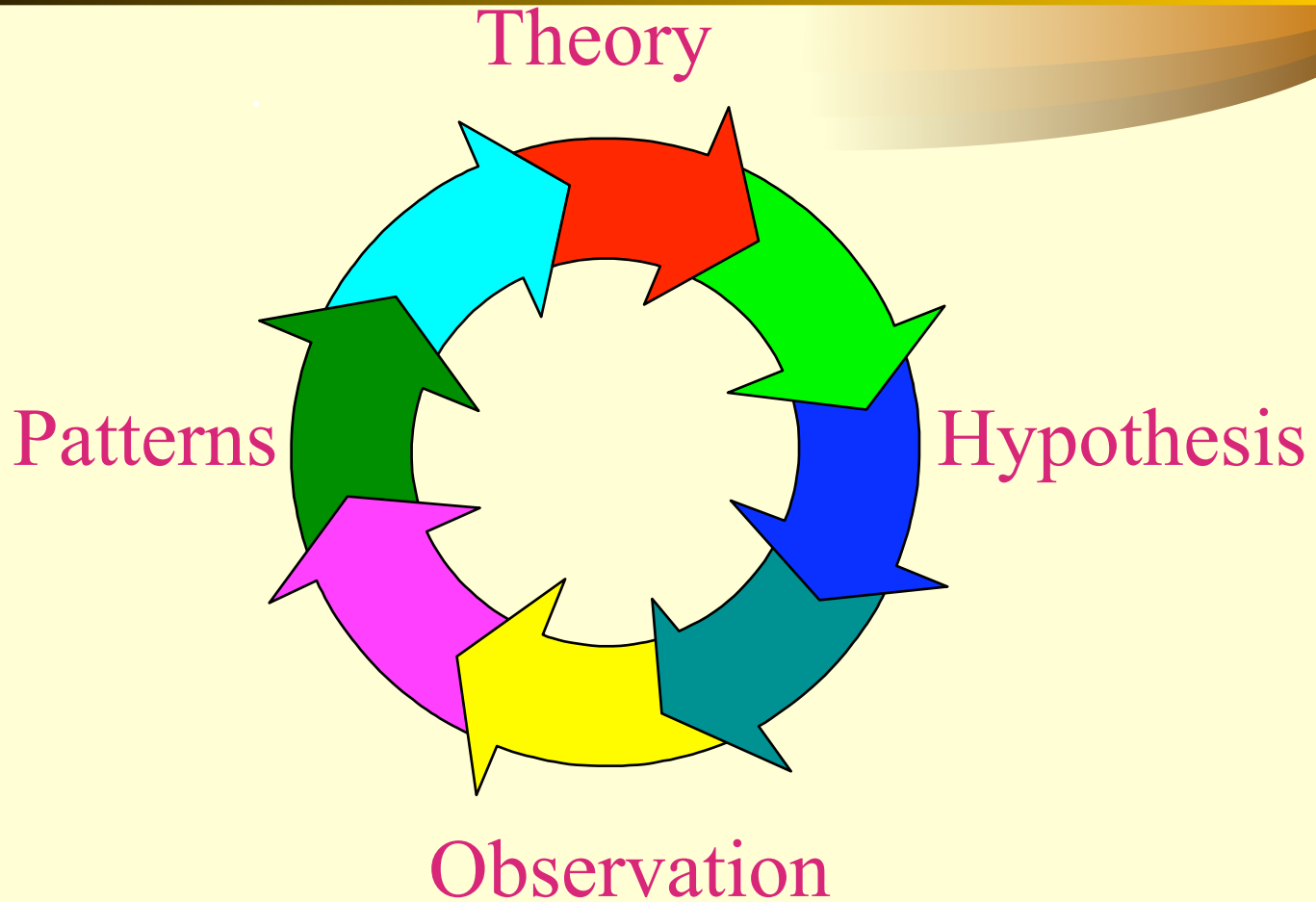
✓ Variable language



Total = 29 slides

Deductive and inductive models of explanation

INDUCTION



DEDUCTION


Observation

Total = 29 slides

Variables & Attributes

- Gender
 - Male
 - Female
- Social Class
 - Lower Class
 - Working Class
 - Middle Class
 - Upper Class
- School Class
 - Freshman
 - Sophomore
 - Junior
- Age
 - 1,2,3,4,5 etc.
- Political Orientation
 - Liberal
 - Middle of the road
 - Conservative
- Occupation
 - Sociologist
 - Plumber
 - Homemaker
 - Lawyer
 - Drug dealer
 - etc.
 -

Objectivity, subjectivity, reality



- What's real?
- Subjectivity
- Post-modernism
- Finding truth
- Objectivity
- Intersubjectivity

Paradigms



- Models, perspectives, frames of reference, ways of seeing things
- Natural science paradigms
 - e.g., Ptolemaic, Copernican
 - Newton, Einstein


Three major sociological paradigms



- Interactionist
- Social systems (functionalism)
- Conflict

Causation

- Three criteria:
 - Empirical correlation
 - Time-order
 - Not spurious
- False criteria
 - Not 100% correlation
 - Disproving cases don't disprove
 - Necessary and sufficient causes




Research Design

- Purposes:
 - exploration
 - description
 - explanation




The Time Dimension

- Cross-sectional
- Longitudinal
 - Trend
 - Cohort
 - Panel
- Approximating longitudinal




Units of Analysis

- Individuals
- Organizations
- Social artifacts
- Reductionism
- Ecological Fallacy



Conceptualization



- Dimensions
- Indicators
- Reliability and validity

Reliability techniques




- Test-retest
 - Make same measurement more than once
 - If different answers, poor reliability
- Split-half
 - Randomly assign items to two groups
 - Create index from each
 - Both indexes should behave the same
- Established measures
 - Srole anomia, MMPI, census measures
- Research-worker reliability
 - Interviewers and coders

Validity techniques




- Face validity
- Criterion-related validity
 - Also called predictive validity
 - Based on an external criterion
 - Do College Boards predict college grades?
- Content validity
 - Covers the range of meaning?
- Construct validity
 - Does the measure relate to other variables as predicted theoretically?

Tension between Reliability and Validity



Operationalization



Levels of measurement


- Nominal
- Ordinal
- Interval
- Ratio



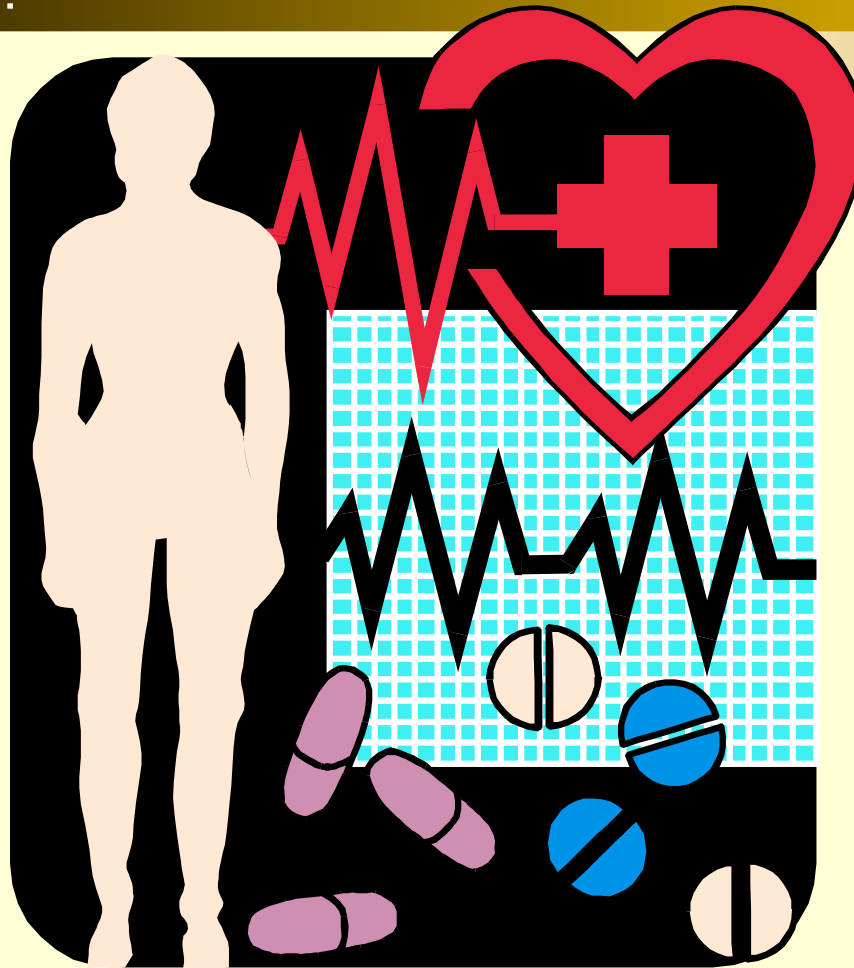
Guidelines for asking questions

- Questions and statements
- Open-ended and closed-ended questions
- Make items clear
- Avoid double-barreled questions
- Respondents must be competent
- Questions should be relevant
- Short items are best
- Avoid negative items
- Avoid biased items and terms

Total = 29 slides




Composite Measures



Total = 29 slides


Index construction

- Face validity
- Bivariate, multivariate
- Scoring
- Validation



Scales

- Intensity structure
- Bogardus
- Thurstone
- Likert
- Guttman



Typologies

Like jazz?

Yes

No

Like classical?

Yes

No

Not unidimensional

Okay for IV, not for DV


Sampling




Total = 29 slides

History

- Literary Digest, 1936
- Gallup, 1948
- Current methods




Probability sampling




- EPSEM model
- Simple random sample
- Systematic sample
- Stratified sampling
- Cluster sample
- Weighting
- Probability nonproportionate to size

Nonprobability sampling

- Available subjects
- Snowball sampling
- Selected precincts
- Quota sampling



Next Time



- Mid-term - Good Luck
- Review Chanters 1-7